

# Jacob Thompson

## Senior Data Analyst

(312) 555-0198

jacob.thompson@example.com

linkedin.com/in/jacobthompson

4532 Oakwood Ave, Chicago, IL 60614

### STRENGTHS

#### Analytical Skills

Harness data analytics techniques such as SQL and Python for insightful project implementations.

#### Storytelling with Data

Translate complex data insights into clear, compelling stories for varied audiences.

#### Collaboration

Work synergistically across teams, enabling high-clarity communication and shared goals.

#### Problem Solving

Approach challenges objectively, clearly defining issues to find impactful solutions.

#### Adaptability

Quickly adjust methodologies in response to rapidly changing market dynamics.

### SKILLS

Data Analysis SQL Python

Tableau Power BI

Statistical Methods A/B Testing

Campaign Measurement

Data Visualization CRM Tools

Marketing Analytics

Customer Engagement

Predictive Analytics Data Mining

Dashboard Development

Reporting and Analysis

### LANGUAGES

English



Native

### SUMMARY

Dynamic Senior Data Analyst with over 5 years of experience specializing in marketing analytics and data-driven decision-making. Proven track record in using SQL and data visualization tools to derive actionable insights from complex datasets, enhancing marketing channel effectiveness. Expert in applying statistical analysis and experimentation methods, including A/B testing, to evaluate campaign performance and customer engagement. Adept at collaborating with cross-functional teams and understanding campaign objectives. Passionate about transforming data into narratives that inform strategic marketing decisions. Committed to continuous learning and leveraging analytical skills to drive business success.

### EXPERIENCE



#### Senior Data Analyst

Tech Solutions LLC  January 2021 - Present  Chicago, IL

Analyze large marketing datasets and identify trends to shape channel strategies. Conduct evaluations of channel performance while measuring campaign impact. Collaborate with CRM and marketing teams to align on campaign objectives and improvements. Create dashboards and visualizations that communicate statistical insights effectively.

- Evaluated channel performance metrics and communicated structured insights for enhancement.
- Developed A/B testing frameworks, improving campaign efficiency and customer engagement.
- Partnered with cross-functional teams to pinpoint analytical needs and adjusted project scopes accordingly.
- Streamlined reporting processes utilizing advanced SQL queries and Tableau dashboards.



#### Data Analyst

Insightful Analytics Co.  March 2018 - December 2020  Chicago, IL

Utilized SQL to optimize queries for extensive datasets, delivering actionable insights across various channels. Supported the implementation of marketing initiatives through comprehensive analysis and evaluation of customer data. Fostered collaboration between technical teams and stakeholders to enhance understanding of analytics.

- Conducted in-depth customer segmentation analyses, providing actionable recommendations.
- Created visually engaging reports that conveyed strategic marketing insights to diverse audiences.
- Designed and computed metrics analyzing campaign effectiveness and return on investment.
- Implemented automated reporting mechanisms, significantly reducing project turnaround times.

#### Junior Data Analyst

DataDriven Solutions  June 2016 - February 2018  Remote

Assisted senior analysts through data collection and processing tasks. Developed preliminary analyses to support marketing campaigns and client engagements. Engaged directly with clients to gather requirements for performance metrics and reports.

- Supported data cleaning efforts and database creation for enhanced efficiency.
- Contributed to reports focusing on revenue streams and consumer behaviors.
- Engaged with external partners to collect data efficiently and adhered to data compliance standards.
- Learned SQL fundamentals and basic data visualization techniques to assist more experienced data specialists.

### PROJECTS

Marketing Performance Dashboard  September 2022

## MY CAREER



- Senior Data Analyst at Tech Solutions LLC (5.3 Years)
- Data Analyst at Insightful Analytics Co. (2.8 Years)
- Junior Data Analyst at DataDriven Solutions (1.7 Years)

Led a team to create a real-time dashboard utilizing Tableau that tracked key marketing performance indicators. Improved access to actionable data, fostering better decision-making among stakeholders.

### A/B Testing Framework Implementation 📅 April 2023

Spearheaded a project to implement standardized A/B testing protocols, leading to more consistent campaign outcomes. Evaluated results using statistical methods and shared findings with stakeholders.

## LEADERSHIP & AWARDS

- Employee of the Month at Tech Solutions LLC, recognized for outstanding data analysis contributions in Q1 2025.
- Recipient of the Data Analytics Excellence Award from Insightful Analytics Co. for pioneering innovative data-driven strategies in 2019.

## EDUCATION

### Bachelor's Degree in Data Science

University of Illinois 🎓 GPA: 3.5 📅 2017 📍 Champaign, IL

**Coursework:** *Statistics, Database Management, Data Visualization, Marketing Analytics*

## CERTIFICATIONS

- Certified Analytics Professional 📅 2022
- Tableau Desktop Specialist 📅 2023

## TECHNICAL SKILLS

- **Data Manipulation:** Pandas, NumPy, SQL
- **Data Visualization:** Tableau, Power BI, Matplotlib
- **Programming Languages:** Python, R, JavaScript
- **Statistical Techniques:** Hypothesis Testing, Regression Analysis, A/B Testing
- **Database Management:** MySQL, PostgreSQL, NoSQL
- **Project Management:** Agile Methodologies, JIRA, Trello
- **Reporting Tools:** Google Analytics, Power BI, Looker
- **Collaboration Tools:** Slack, Microsoft Teams, Zoom
- **Business Intelligence:** SAP BusinessObjects, IBM Cognos, Microsoft Power Query
- **Statistical Software:** SPSS, SAS, Minitab

## PROFESSIONAL AFFILIATIONS

- Member of the American Statistical Association since 2018, focused on best practices in data analysis.
- Active participant in Data Visualization Society, engaging in discussions on emerging tech trends.

## ADDITIONAL INFORMATION

**Work Status** : Authorized to work in United States. No sponsorship required.

## REFERENCES

AVAILABLE ON REQUEST