

Jessica Thompson

Senior Finance Data Analyst

(312) 555-0248

jessica.thompson@example.com

linkedin.com/in/jessicathompson

4520 Elm St, Chicago, IL 60614

STRENGTHS

- Analytical Mindset**
Expert in transforming complex datasets into digestible insights that drive decision-making.
- Collaborative Spirit**
Thrives on teamwork, often bringing together diverse talents for unified analyses.
- Detail-Oriented**
Recognized for maintaining high standards of data integrity and quality throughout projects.
- Proactive Approach**
Frequently anticipates data needs, ensuring timely and relevant insights are ready at hand.
- Adaptable Learner**
Always seeking new methodologies and technologies to refine analytical capabilities.

SKILLS

Financial Analysis

Data Management

Business Intelligence

Insight Generation SQL Excel

Data Visualization

Team Collaboration

Decision Support Problem Solving

Governance Practices Reporting

Trend Analysis Dashboard Design

Analytical Skills Strategic Thinking

LANGUAGES

English Native

Spanish Proficient

SUMMARY

Experienced finance data analyst with over five years in leveraging data analytics for strategic business decisions. Proficient in SQL and Excel, adept at managing large datasets while uncovering actionable insights. Skilled in utilizing tools like Tableau to create compelling visualizations that support organizational goals. Demonstrated expertise in ensuring data integrity through effective governance practices. Adept at collaborating with cross-functional teams to identify trends, contributing recommendations that influence strategy. Committed to excellence in analytics, eager to translate complex data into accessible narratives for stakeholders.

EXPERIENCE



Finance Data Analyst

Acme Corporation  March 2021 - Present  Remote

Lead the development of advanced analytics that supports financial decision-making across departments. Transform complex data into actionable insights by analyzing large datasets. Collaborate with various teams to identify trends and orchestrate data-informed decisions. Communicate analytical findings effectively to stakeholders to resonate with their needs.

- Design dashboards that visually represent key financial metrics for executive leadership.
- Manipulate and analyze data using advanced SQL techniques for improved understanding.
- Enhance dashboards and reports that drive critical business strategies and actions.
- Respond promptly to data inquiries with comprehensive analytics-driven insights.



Junior Data Analyst

XYZ Solutions  June 2018 - February 2021  Remote

Assisted in the creation of reports that contributed to strategic initiatives within the company. Analyzed variances between expected and actual outcomes, enhancing the team's focus on accuracy and timeliness. Collaborated closely with project managers on data-related tasks to ensure impactful execution of strategies.

- Support senior analysts by developing reports that highlight performance indicators.
- Identify trends in financial data impacting business profitability and operational efficiency.
- Work alongside cross-functional teams, facilitating discussions around data-driven solutions.
- Maintain rigorous quality checks on data processes to uphold data integrity.

Data Analyst Intern

Innovation Inc.  September 2017 - May 2018  Chicago, IL

Provided foundational support in data collection and analysis during key financial projects. Assisted the data science team with creating insights into market trends through comprehensive research and analytical reporting.

- Compile and clean datasets to prepare for analysis.
- Assist in generating internal dashboard reports showcasing metrics valuable to marketing strategy.
- Contribute to enhancements of existing analytical tools relied upon by the finance department.
- Partnered with mentors and peers, learning best practices in data analysis and visualization.

LEADERSHIP & AWARDS

- Data Excellence Award for innovation in financial modeling at Acme Corporation.
- Top Internship Award for impactful contributions during internship at Innovation Inc.

EDUCATION

Master's Degree in Finance

University of Chicago  GPA: 3.8  2025  Chicago, IL

Coursework: Data Analysis, Financial Modeling, Business Analytics, Financial Reporting

Bachelor's Degree in Mathematics

MY CAREER



- Finance Data Analyst at Acme Corporation (5.2 Years)
- Junior Data Analyst at XYZ Solutions (2.7 Years)
- Data Analyst Intern at Innovation Inc. (8 Months)

Northwestern University 🎓 GPA: 3.6 📅 2023 📍 Evanston, IL

Coursework: *Statistical Methods, Calculus, Linear Algebra, Discrete Mathematics*

CERTIFICATIONS

- Certified Business Analysis Professional 📅 2024
- Tableau Desktop Specialist 📅 2023

TECHNICAL SKILLS

- **Data Analysis Tools:** SQL, Excel, Tableau
- **Collaboration Tools:** Slack, Microsoft Teams, Google Workspace
- **Visualization Platforms:** Tableau, Power BI, Looker
- **Database Management Systems:** MySQL, PostgreSQL, Oracle Database
- **Reporting Software:** Microsoft Excel, Crystal Reports, Google Data Studio
- **Programming Languages:** Python, R, JavaScript
- **Project Management Tools:** Asana, JIRA, Trello
- **Statistical Analysis Software:** SPSS, SAS, MATLAB
- **Cloud Storage Services:** AWS, Azure, Google Cloud
- **ETL Tools:** Talend, Informatica, Apache Nifi

PROFESSIONAL AFFILIATIONS

- Member of the Data Visualization Society, engaging with professionals across industries to share knowledge.
- Active participant in finance workshops offered by local universities, gaining fresh perspectives.

ADDITIONAL INFORMATION

Work Status : Authorized to work in United States. No sponsorship required.

REFERENCES

AVAILABLE ON REQUEST